




Please thoroughly read through and familiarize yourself with these instructions in their entirety prior to beginning any part of the installation process of any component. Please also ensure the vehicle and engine has cooled down sufficiently to avoid risking possible skin burns or other injury.


TOOLS NEEDED:

M6 allen key

1. Remove the Alfa Romeos Engine cover by pulling sharply in an upwards motion.




2. Remove the two rubber inlet hoses along with the intake scoop again by pulling sharply in an upwards motion.



3. Locate the MAP sensor.



4. Using an m6 Allen key remove the map sensor from situ.



5. Place the map sensor in the boost/vacuum block.



6. Refit the map sensor and boost take off with the m6x35mm provided then route the vacuum tube to your desired location.

7. Follow steps 1 and 2 in reverse order to complete your installation.